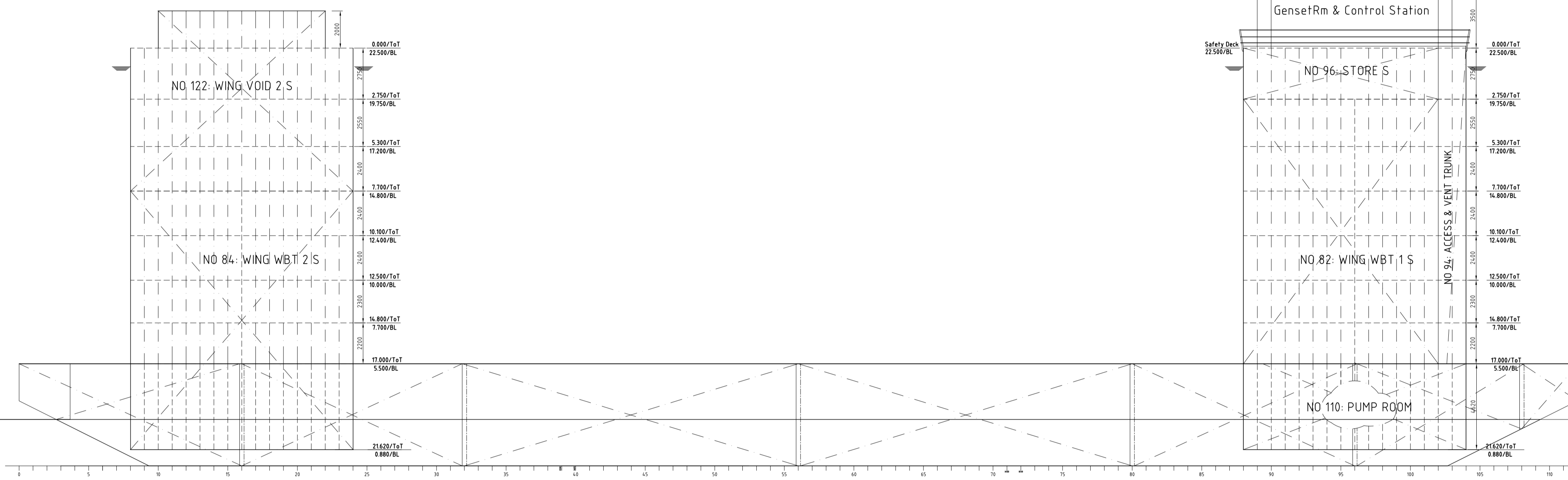
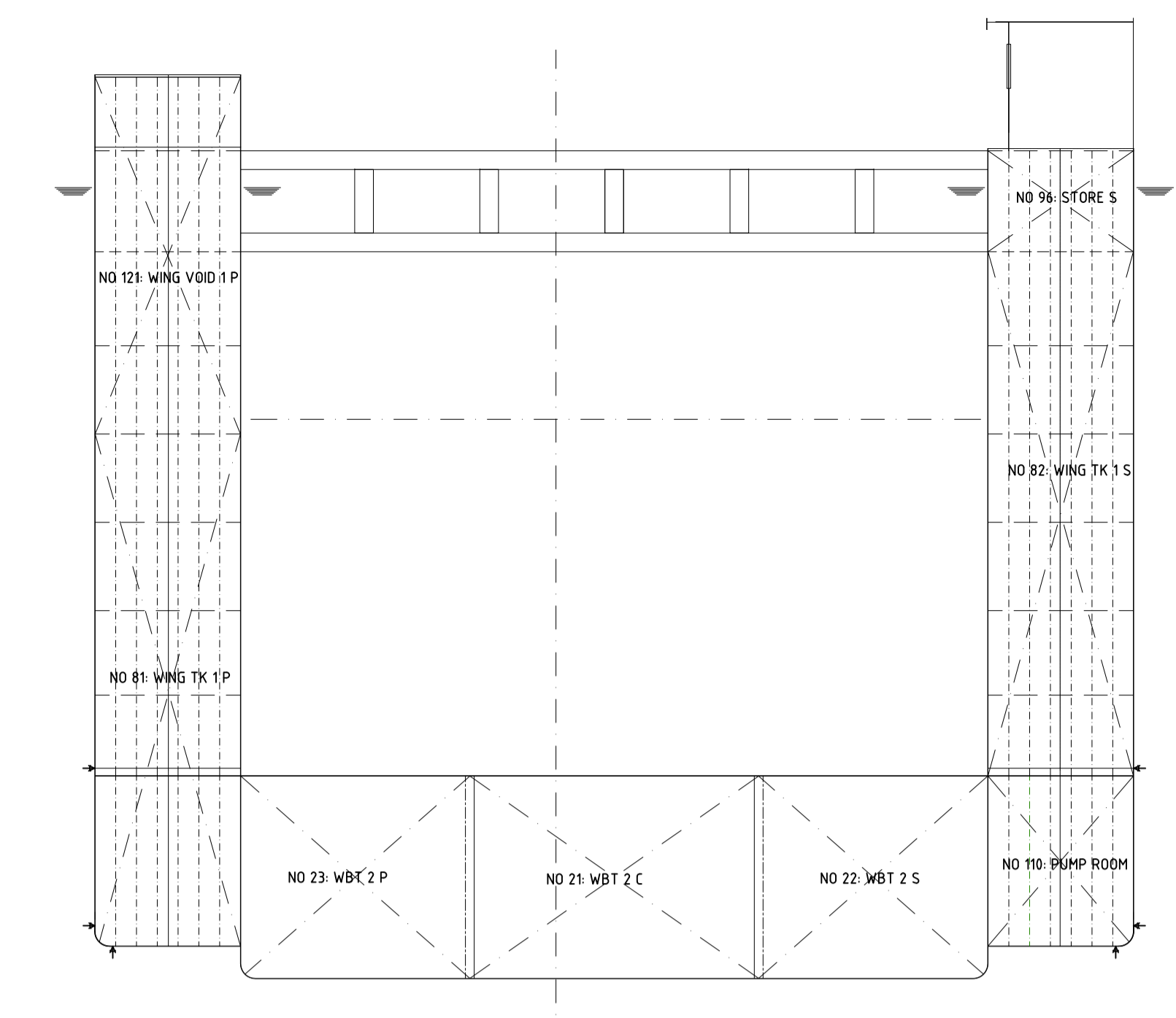


WINGS AT PS

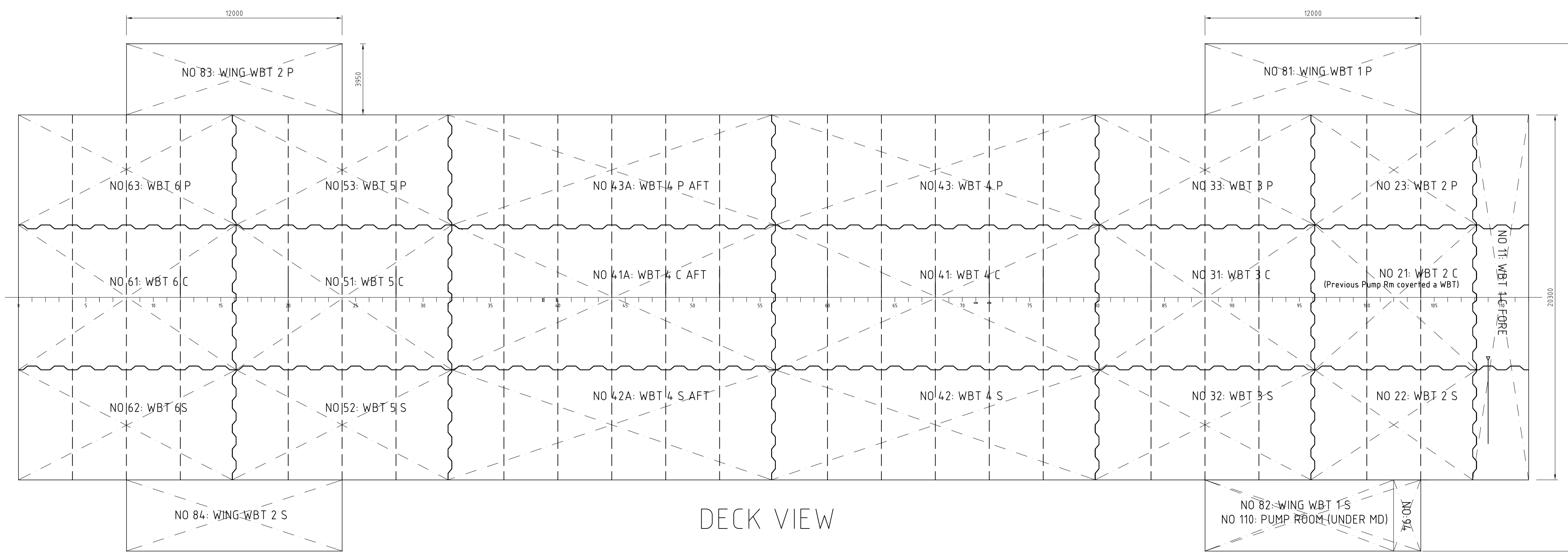


WINGS AT SB

BALLAST TANKS (EXISTING PONTOON) (SG=1.025 t/m ³ , 100% FULL)							
COMPARTMENT	FRAMES	VOLUME m ³	WEIGHT t	LCG m	TCG m	VCG m	IT m ⁴
NO 11: WBT 1 C FORE	108-112	160.465	164.477	82.362	0.000	4.092	2001
NO 21: WBT 2 C	96-108	350.032	358.782	76.222	0.000	2.933	355
NO 22: WBT 2 S	96-108	281.249	288.280	76.221	-7.034	2.936	179
NO 23: WBT 2 P	96-108	281.249	288.280	76.221	-7.034	2.936	179
NO 31: WBT 3 C	80-96	509.702	522.444	66.000	0.000	2.750	475
NO 32: WBT 3 P	80-96	408.062	418.263	66.000	-7.034	2.753	239
NO 33: WBT 3 S	80-96	408.062	418.263	66.000	-7.034	2.753	239
NO 41: WBT 4 C	56-80	764.506	783.618	51.000	0.000	2.750	713
NO 42: WBT 4 S	56-80	611.390	626.675	51.000	7.034	2.753	359
NO 43: WBT 4 P	56-80	611.390	626.675	51.000	-7.034	2.753	359
NO 41A: WBT 4 C AFT	32-56	764.506	783.618	33.000	0.000	2.750	713
NO 42A: WBT 4 S AFT	32-56	611.390	626.675	33.000	7.034	2.753	359
NO 43A: WBT 4 P AFT	32-56	611.390	626.675	33.000	-7.034	2.753	359
NO 51: WBT 5 C	16-32	509.702	522.444	18.000	0.000	2.750	475
NO 52: WBT 5 S	16-32	408.062	418.263	18.000	7.034	2.753	239
NO 53: WBT 5 P	16-32	408.062	418.263	18.000	-7.034	2.753	239
NO 61: WBT 6 C	0-16	415.127	425.506	6.836	0.000	3.111	475
NO 62: WBT 6 S	0-16	330.742	339.011	6.836	7.033	3.113	238
NO 63: WBT 6 P	0-16	330.742	339.011	6.836	-7.033	3.113	238
TOTAL		8775.830	8995.224	41.983	0.000	2.839	

BALLAST TANKS (TOWERS) (SG=1.025 t/m ³ , 100% FULL)							
COMPARTMENT	FRAMES	VOLUME m ³	WEIGHT t	LCG m	TCG m	VCG m	IT m ⁴
NO 81: WING WBT 1 P	88-104	646.612	662.777	72.000	-12.125	7.840	60
NO 82: WING WBT 1 S	88-104	579.198	593.678	71.250	12.125	12.625	52
NO 83: WING WBT 2 P	8-24	646.612	662.777	12.000	-12.125	7.840	60
NO 84: WING WBT 2 S	8-24	646.612	662.777	12.000	12.125	7.840	60
TOTAL		2519.030	2582.01	41.025	-0.324	8.940	

UNCATEGORIZED COMPARTMENTS							
COMPARTMENT	FRAMES	VOLUME m ³	WEIGHT t	LCG m	TCG m	VCG m	IT m ⁴
NO 94: ACCESS & VENT	102-104	100.725	77.250	12.125	12.125	14.000	
NO 96: STORE S	88-102	114.056	71.250	12.125	21.125		
NO 110: PUMP ROOM	88-104	218.994	72.000	12.125	3.190		
NO 121: WING VOID 1 P	88-104	436.080	72.000	-12.125	19.441		
NO 122: WING VOID 2 S	8-24	436.080	12.000	12.125	19.441		
NO 123: WING VOID 2 P	8-24	436.080	12.000	-12.125	19.441		
TOTAL		1742.010	42.215	-0.046	17.194		



DECK VIEW

MAIN DIMENSIONS

LENGTH OVERALL	84.610 m
LENGTH P.P.	84.000 m
BREADTH MOULDED	28.200 m
DEPTH MOULDED	26.000 m
DRAUGHT MOULDED	22.500 m

NO	DEGISIKLIK/REVISION	TARIH/DATE	IMZA/SIGN
----	---------------------	------------	-----------

SEMI SUBMERSIBLE PONTOON			
REVISI/REVISION H.O.BAYRAM 14.12.2020 O.F.TURKOZ 14.12.2020 O.BAYRAM 14.12.2020	MUSTERI/OWNER PROJEN NO SSP.01 ISIM/TITRE	TERSANE/SHIPYARD EBAT/SIZE A0+	TEKNE/HULL NO TBA OLCEK/SCALE 1/150
PLAS/CLASS RINA SERVISOR/REVISOR REV00 REVISOR NO/SOR NO SSP-0338-001	CAPACITY PLAN		